










PowerSchool Student/Parent Access Quick Reference Sheet

<p>General Information</p>	<ul style="list-style-type: none"> • Parents need to use Parent login / Students need to use Student login • Grades fluctuate as assignments scores are entered. Please concentrate on assignment scores rather than overall grades in the beginning of a term. • All blue links allow you to access more detailed information. • At the top of each page is the student's name, school information and some navigation icons. • To exit, click on the logout button in the top right-hand corner.
 <p>Grades and Attendance</p>	<ul style="list-style-type: none"> • This page displays the grades and attendance for the current terms. • Clicking on the teacher's name will e-mail the teacher if your computer has an email client. • Term Codes: Q- Quarter, F1 – Final • Clicking on a percentage will show you the list of assignments. Then clicking an assignment name or score to display even more information. • Clicking on an absence will show you more information for that absence. • Warnings will be displayed on this page for things such as Library Fees.
 <p>Grades History</p>	<ul style="list-style-type: none"> • This page displays the term grade for the entire school year. • Clicking on a percentage will show you assignments for that grade. • These grades are Stored Grades as printed on Report Cards for the current year only. • Cumulative Information for overall averages and GPA are also found here.
 <p>Attendance History</p>	<ul style="list-style-type: none"> • This page displays the attendance for a term. • Dots indicate the class was not in session and blanks indicate the student was present. • Otherwise, an attendance code will appear for the date. • A legend will appear toward the bottom of the page explaining the codes. • Attendance Code: Blank = Present, T = Tardy, A = Absent, E = Early Dismissal
 <p>Email Notification</p>	<ul style="list-style-type: none"> • This page will display email settings for Parent Logins ONLY. • You may choose any/all of four information emails for Daily, Weekly, Bi-Weekly, or Monthly frequency. • Your registered family email address(es) is (are) listed.
 <p>Teacher Comments</p>	<ul style="list-style-type: none"> • This page will display any comments entered by the teachers. • The teacher names are linked to teacher email addresses. • Comments will be displayed near reporting times. • Attendance Point totals for each class are listed here.
 <p>School Bulletin</p>	<ul style="list-style-type: none"> • This page will display the daily bulletin for students/parents. • You can click on the dates to read previous bulletins.
 <p>Class Registration</p>	<ul style="list-style-type: none"> • This function is not used in Académie Lafayette.
 <p>My Calendars</p>	<ul style="list-style-type: none"> • This page allows students/parents to subscribe to calendars for classes. • Only calendar programs that support the Vcalendar standard can be used - iCal (Mac) or Sunbird (PC).
 <p>Balance</p>	<ul style="list-style-type: none"> • If/when lunch payment is due, it will appear under this icon